

**Gokhale Education Society's**  
**RNC Arts, JDB Commerce & NSC Science College, Nashik Road**  
**BBA - Bachelor of Business Administration**

**Results Analysis for the year 2021-22:**

<b>Particulars</b>	<b>Number of Students</b>
<b>Appeared for exam</b>	72
<b>Total Passed</b>	69
<b>Pass Class</b>	0
<b>Second Class</b>	0
<b>Higher Second Class</b>	01
<b>First Class</b>	19
<b>First Class with Distinction</b>	44
<b>Fail</b>	08
<b>% of Passing</b>	<b>95.83</b>

**Descriptive write-up of result analysis -**

Students passing performance of TY is above 95 percent on an average. The performance of the students will be improved for the coming years. Total students appeared for the exam are 72 out of which 69 students have qualified for the degree of BBA.

Gokhale Education Society's

R. N.C. Arts, J.D.B. Commerce and N. S. C Science College, Nashik Road 422101

Class: S.Y. B. Com (2021-22)

Subject: Business Communication

Subject Code: 231 (Sem III) and 241 (Sem IV)

**Result Analysis  
(2021-22)**

Sr. No.	Class obtained by students	Sem III	Sem IV
		Number of Students	
1.	First Class with Distinction	367 (70.8)	198 (38.2)
2.	First Class	127 (24.5)	175 (33.8)
3.	Higher Second Class	15 (2.9)	70 (13.5)
4.	Second Class	1 (0.2)	25 (4.8)
5.	Pass Class	2 (0.4)	12 (2.3)
6.	Fail	6 (1.2)	38 (7.3)
7.	Total	518	518
8.	Male		241 (46.5)
9.	Female		277 (53.5)

Note: Figures in the bracket shows per cent to the total.

*Sananse*  
Dr. K. M. Sananse  
Subject Teacher

*Sananse*  
Dr. K. M. Sananse  
HOD, Business Practices

*Hande*  
Prof. Dr. V. R. Hande  
Vice-Principal

Prof. Dr. M. M. Kulkarni  
I/C Principal

**PRINCIPAL**  
R.N.C. Arts, J.D.B. Commerce and  
N.S.C. Science College Nashik Road



T.Y.BSc.  
Result Analysis: SEM VI August 2022

2021-22

Grade	Marks Range	CH 601 Physical Chemistry	CH 602 Physical Chemistry II	CH 604 Inorganic Chemistry I	CH 605 Inorganic Chemistry II	CH 607 Organic Chemistry	CH 608 Organic Chemistry II	CH 610 Analytical Chemistry	CH 611 Soil Chemistry
O	100-90	3	3	4	3	4	4	3	4
A+	89-75	16	15	16	14	15	16	17	16
A	74-60	30	32	33	30	31	29	32	31
B+	59-55	12	10	09	12	11	13	12	15
B	54-50	16	14	15	16	15	14	15	12
C	49-45	1	3	04	2	2	3	2	1
D	44-40	7	9	9	8	8	9	8	8
F	39-0	10	9	5	8	9	7	6	8
AB	0	0	0	0	0	0	0	0	0
<b>Total</b>	<b>95</b>	<b>95</b>	<b>95</b>	<b>95</b>	<b>95</b>	<b>95</b>	<b>95</b>	<b>95</b>	<b>95</b>
<b>Result</b>		<b>86.73</b>	<b>90.52</b>	<b>94.73</b>	<b>91.57</b>	<b>90.53</b>	<b>92.63</b>	<b>93.68</b>	<b>91.57</b>

  
Head and I/C Principal

Prof. Dr. Majusha Kulkarni  
Head  
Chemistry Department  
RNC JDB & NSC College  
Nashik Road-422 101



### Business Economics

<b>F.Y.B. COM. SEM: I</b>	Business Economics (Micro) (113)	216	336	25		158	242	39	37	34	11	06	00	552	<b>546</b>	<b>98.91%</b>
<b>F.Y.B. COM. SEM: II</b>	Business Economics: I (123)	278	275	38		158	229	60	24	21	08	15	00	553	<b>538</b>	<b>97.28</b>
<b>S.Y.B. COM. SEM III</b>	Business Economics: II (233)	228	291	26		173	220	37	30	22	08	03	00	519	<b>516</b>	<b>99.42%</b>
<b>S.Y.B. COM. SEM: IV</b>	Business Economics: II (243)	234	285	10		164	222	56	33	12	7	15	0	519	<b>504</b>	<b>97.10%</b>
<b>TYBCOM SEM-V</b>	IGED (353-A)	220	282	9		211	217	30	22	6	5	4	02	502	<b>498</b>	<b>99.20%</b>
<b>TYBCOM SEM-VI</b>	IGED (363-A)	222	280	0		44	202	60	57	59	44	38	03	502	<b>464</b>	<b>92.43%</b>

## Banking & Finance

<b>FYBCOM SEM- I</b>	BKFN 115B	62	135	32		116	38	05	02	02	01	01		197	196	99.00%
<b>FYBCOM SEM-II</b>	BKFN 125B	62	135			25	38	24	22	28	32	28		197	169	85.78%
<b>SYBCOM SEM- III</b>	BKFN-I 236B	29	32	0		32	23	5	1	00	00	00		61	61	100%
<b>SYBCOM SEM- IV</b>	BKFN-I 246B	29	32	0		32	23	5	1	0	0	0		61	61	100%
<b>TYBCOM SEM-V</b>	BKFN-II 355B	20	8	1		7	17	3	1	-	-	-	-	28	28	100%
<b>TYBCOM SEM-VI</b>	BKFN-II 365B	20	8	-		-	7	3	7	3	7	2		28	26	92.85%
<b>TYBCOM SEM- V</b>	BKFN-III 356B	20	8	-		10	15	3	-	-	-	-	-	28	28	100%
<b>TYBCOM SEM- VI</b>	BKFN- IV 366B	20	8	-		-	8	9	7	3	1	-	-	28	28	100%

**Gokhale Education Society**

**R. N. C. Arts, J. D. B. Commerce & N.S.C. Science College, Nashik Road, Nashik- 422101.**

**Result Analysis Sheet  
Department: - Economics  
Year: 2021-2022**

SR. NO.	CLASS	SUBJECT	GRADE	MALE STUDENTS	FEMALE STUDENTS	TOTAL STUDENTS	TOTAL MALE STUDENTS' PERCENTAGE	TOTAL FEMALE STUDENTS PERCENTAGE	TOTAL STUDENTS PERCENTAGE
	<b>FYBA SEM- II</b>	<b>INDIAN ECONOMIC ENVIORNMENT (12151)</b>							
			O	0	0	0	0.00	0.00	0.00
			A+	5	6	11	2.21	3.59	2.80
			A	27	35	62	11.95	20.96	15.78
			B+	20	15	35	8.85	8.98	8.91
			B	25	22	47	11.06	13.17	11.96
			C	36	28	64	15.93	16.77	16.28
			D	51	24	75	22.57	14.37	19.08
			Fail	60	35	95	26.55	20.96	24.17
			Absent	2	2	4	0.88	1.20	1.02
		<b>TOTAL</b>		226	167	393	73.21	78.78	75.5

SR NO.	SEAT NO.	STUDENT NAME	PERCENTAGE
1	38588	Kapse Himanshu Hemant	83
	38599	Pratap Khusbhu	83
2	38563	Gorkha Mallika Manoj	79
3	38631	Prajapati Pooja Dinesh	77

## SYBA

### SEM- IV

SR. NO.	CLASS	SUBJECT	GRADE	MALE STUDENTS	FEMALE STUDENTS	TOTAL STUDENTS	TOTAL MALE STUDENTS' PERCENTAGE	TOTAL FEMALE STUDENTS PERCENTAGE	TOTAL STUDENTS PERCENTAGE
	SYBA	MICRO ECONOMICS (24151)	O	0	0	0	0.00	0.00	0.00
			A+	09	08	17	6.15	27.58	12.77
			A	19	07	26	29.23	24.14	27.66
			B+	08	02	10	12.31	6.90	10.64
			B	10	05	15	15.38	17.24	15.96
			C	08	02	10	12.31	6.90	10.64
			D	05	02	07	7.69	6.90	7.45
			Fail	11	03	14	16.92	10.34	14.89
			Absent	0	0	0	0.00	0.00	0.00
		<b>TOTAL</b>		70	29	99	83.7	89.65	85.85

SR NO.	SEAT NO.	STUDENT NAME	PERCENTAGE
1	39067	Pawar Vaishnav	87
2	38842	Gavli Rajeshri	80
3		Anasari Miraj	80
		Landge Ashitosh	80



## SYBA

### SEM- IV

SR. NO.	CLASS	SUBJECT	GRADE	MALE STUDENTS	FEMALE STUDENTS	TOTAL STUDENTS	TOTAL MALE STUDENTS' PERCENTAGE	TOTAL FEMALE STUDENTS PERCENTAGE	TOTAL STUDENTS PERCENTAGE
	SYBA	MACRO ECONOMIC 24152	O	0	0	0	0	0	0
			A+	08	06	14	6.15	27.58	14.89
			A	17	08	25	26.15	27.59	26.60
			B+	07	03	10	10.77	10.34	10.64
15			B	9	03	12	18.46	10.34	15.96
			C	03	02	5	4.62	6.90	5.32
			D	07	03	10	10.77	10.34	10.64
			Fail	14	08	22	21.54	27.59	23.40
			Absent	00	01	1	00	00	00
		<b>TOTAL</b>		65	34	99	78.65	75.70	77.55

SR NO.	SEAT NO.	STUDENT NAME	PERCENTAGE
1	39048	Gosavi Khrishna Amar	92
2	39052	Joshi Samrudhi	89
3	39068	Salave Kundan	85

# SYBA

## SEM-IV

SR. NO.	CLASS	SUBJECT	GRADE	MALE STUDENTS	FEMALE STUDENTS	TOTAL STUDENTS	TOTAL MALE STUDENTS' PERCENTAGE	TOTAL FEMALE STUDENTS PERCENTAGE	TOTAL STUDENTS PERCENTAGE
	SYBA	Financial System 24153	O	12	18	30	8.28	23.68	13.57
			A+	34	23	57	23.45	30.26	10.61
			A	14	09	23	9.66	11.84	4.37
			B+	08	06	14	5.52	7.89	2.50
			B	05	09	14	3.45	11.84	1.56
			C	08	07	15	5.52	9.21	2.50
			D	17	02	19	11.72	2.63	5.31
			Fail	47	02	49	32.41	2.63	14.67
			Absent	00	00	00	00	00	00
		<b>TOTAL</b>		145	76	221	67.5	97.35	77.82

SR NO.	SEAT NO.	STUDENT NAME	PERCENTAGE
1	39129	Borade Shital	100
1	39148	Navale Shakshi	100
1	39193	Pagare Diksha	100
2	39078	Waje Parag	99
2	39102	Kute Kaustabh	99
3	39068	Salave Kundan	96
3	39072	Thakare Omkar	96

**SYBA SEM- IV**

SR. NO.	CLASS	SUBJECT	GRADE	MALE STUDENTS	FEMALE STUDENTS	TOTAL STUDENTS	TOTAL MALE STUDENTS' PERCENTAGE	TOTAL FEMALE STUDENTS PERCENTAGE	TOTAL STUDENTS PERCENTAGE
	SYBA	RESERCH METHODOLOGY (24154)	O	0	0	0	00	00.00	0
			A+	11	8	19	15.49	32.00	16.14
			A	24	10	34	33.80	40.00	35.21
			B+	9	1	10	11.27	4.00	11.74
			B	9	2	11	09.86	8.00	10.27
			C	4	1	5	05.63	4.00	5.87
			D	4	2	6	05.63	8.00	5.87
			Fail	13	1	14	18.31	4.00	19.07
			Absent	0	0	0	00.00	0.00	00
		<b>TOTAL</b>		74	25	99	81.5	96.00	85.85

SR NO.	SEAT NO.	STUDENT NAME	PERCENTAGE
1	39072	Thakare Omkar	44
2	39045	Gabhale Mayur	43
3	39044	Dhatrak Nilay	41
	39068	Salve Kundan	41

**Gokhale Education Society**

**R. N. C. Arts, J. D. B. Commerce & N.S.C. Science College, Nashik Road, Nashik- 422101.**

**Result Analysis Sheet  
Department: - Economics  
Year: 2021-2022  
TYBA SEM- VI**

SR. NO.	CLASS	SUBJECT	GRADE	MALE STUDENTS	FEMALE STUDENTS	TOTAL STUDENTS	TOTAL MALE STUDENTS' PERCENTAGE	TOTAL FEMALE STUDENTS PERCENTAGE	TOTAL STUDENTS PERCENTAGE
	TYBA	INTERNATIONAL TRADE (36151)	O	0	0	0	0.00	0.00	0.00
			A+	02	01	03	6.45	7.14	6.67
			A	12	07	19	38.71	50.00	42.22
			B+	04	04	08	12.91	28.58	17.78
			B	05	00	05	16.13	0.00	11.11
			C	06	00	06	19.35	0.00	13.33
			D	00	01	01	0.00	7.14	2.22
			Fail	02	01	03	6.45	7.14	6.67
			Absent	00	00	00	0.00	0.00	0.00
		<b>TOTAL</b>		31	14	45	93.54	92.85	93.33

SR NO.	SEAT NO.	STUDENT NAME	PERCENTAGE
1	39057	KOKANE SNEHAL DATTU	81
2	39060	MAHAJAN TANUJA LAXMAN	79
3	39049	GUNJAL KANCHAN SHRAVAN	78

TYBA SEM- VI

SR. NO.	CLASS	SUBJECT	GRADE	MALE STUDENTS	FEMALE STUDENTS	TOTAL STUDENTS	TOTAL MALE STUDENTS' PERCENTAGE	TOTAL FEMALE STUDENTS PERCENTAGE	TOTAL STUDENTS PERCENTAGE
	TYBA	PUBLIC FINANCES (36152)	O	0	0	0	0.00	0.00	0.00
			A+	2	1	3	6.45	7.14	6.67
			A	12	7	19	38.71	50.00	42.22
			B+	4	4	8	12.90	28.57	17.78
			B	5	0	5	16.13	0.00	11.11
			C	6	0	6	19.35	0.00	13.33
			D	0	1	1	0.00	7.14	2.22
			Fail	2	1	3	6.45	7.14	6.67
			Absent	0	0	0	0.00	0.00	0.00
		<b>TOTAL</b>		31	14	45	93.54	92.85	93.33

SR NO.	SEAT NO.	STUDENT NAME	PERCENTAGE
1	38984	LANGE ASHUTOSH DNYANESHWAR	76
2	39057	KOKANE SNEHAL DATTU	76
3	39075	TIWAR RESHAV BINOD	75

TYBA SEM- VI

SR. NO.	CLASS	SUBJECT	GRAD E	MALE STUDENT S	FEMALE STUDENT S	TOTAL STUDENT S	TOTAL MALE STUDENTS' PERCENTAG E	TOTAL FEMALE STUDENTS PERCENTAG E	TOTAL STUDENTS PERCENTAG E
	TYBA	INDIAN ECONOMIC DEVELOPMENT (36153)	O	0	2	2	0.00	4.26	1.79
			A+	12	16	28	18.46	34.04	25.00
			A	19	17	36	29.23	36.17	32.14
			B+	9	5	14	13.85	10.64	12.50
			B	7	1	8	10.77	2.13	7.14
			C	4	3	7	6.15	6.38	6.25
			D	8	1	9	12.31	2.13	8.04
			Fail	6	2	8	9.23	4.26	7.14
			Absent	0	0	0	0.00	0.00	0.00
		<b>TOTAL</b>		65	47	112	90.76	95.74	92.80


SR NO.	SEAT NO.	STUDENT NAME	PERCENTAGE
1	39153	JOSHI SHRUTI SATISH	93
2	39157	SHAH KRUSHI HEMANT	90
3	39156	SANGLE AARTI BHANUDAS	86
4	39175	KOMAL KUMARI	86

TYBA SEM- VI

SR. NO.	CLASS	SUBJECT	GRADE	MALE STUDENTS	FEMALE STUDENTS	TOTAL STUDENTS	TOTAL MALE STUDENTS' PERCENTAGE	TOTAL FEMALE STUDENTS PERCENTAGE	TOTAL STUDENTS PERCENTAGE
	TYBA	BUSINESS MANAGEMENT (36154)	O	0	0	0	0.00	0.00	0.00
			A+	5	4	9	16.13	28.57	20.00
			A	18	10	28	58.06	71.43	62.22
			B+	5	0	5	16.13	0.00	11.11
			B	3	0	3	9.68	0.00	6.67
			C	0	0	0	0.00	0.00	0.00
			D	0	0	0	0.00	0.00	0.00
			Fail	0	0	0	0.00	0.00	0.00
			Absent	0	0	0	0.00	0.00	0.00
		<b>TOTAL</b>		31	14	45	100.00	100.00	100.00

SR NO.	SEAT NO.	STUDENT NAME	PERCENTAGE
1	38986	SOHAL PRABHAJYOT KAUR DEVENDRA SINGH	43
2	39071	JSYADE NILESH ANIL	43
3	39073	THORAT BHUSHAN DILIP	42

Average Result of Economics	90.25
Average Result of Business Economics	97.39
Average Result of Banking & Finance	97.20
Average Result of Department	94.95



Professor (Dr.) Suvarna Kadam  
Head  
Dept. of Business Economics  
I/C Banking & Finance

Professor (Dr.) Krishna Shahane  
Head  
Dept. of Economics

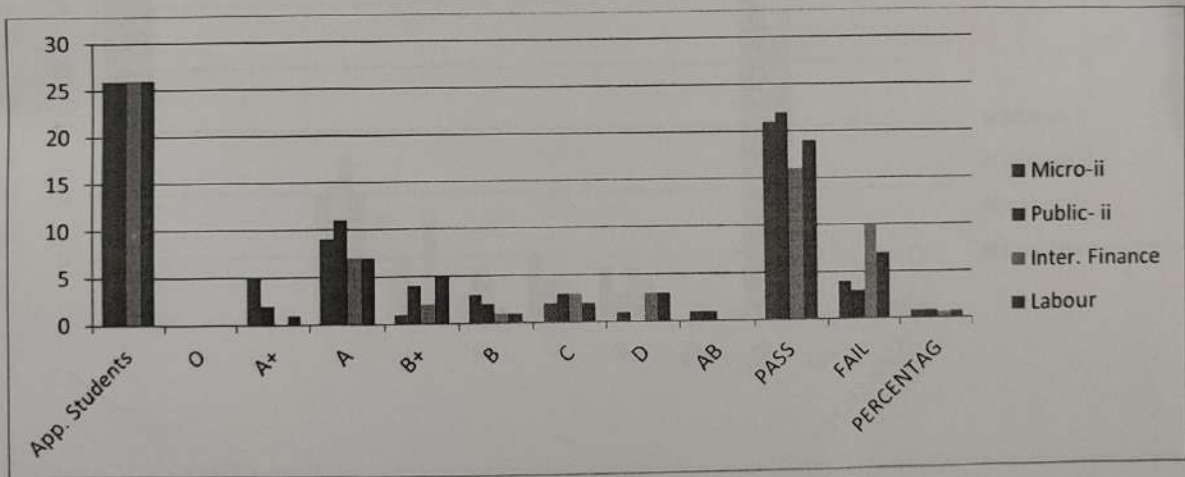


**GOKHALE EDUCATION SOCIETY'S**

**RNC ARTS, JDB COMMERCE AND NSC SCIENCE COLLEGE,  
NAHIK ROAD, NASHIK**

**DEPARTMENT OF ECONOMICS**

M.A. RESULT 2021-22 (ECONOMICS)													
M.A.- I, SEM-II													
Sr.No.	SUBJECT	App. Students	O	A+	A	B+	B	C	D	AB	PASS	FAIL	PERCENTAG
1	22301	26		5	9	1	3	2	1	1	21	4	80.76%
2	22302	26		2	11	4	2	3		1	22	3	84.61%
3	22303	26			7	2	1	3	3		16	10	61.53%
4	22304	26		1	7	5	1	2	3		19	7	73.07%



**CO-ORDINATOR**

Dr. Anil P. Sawale

**HOD**

Dr. Krushna S. Shahane

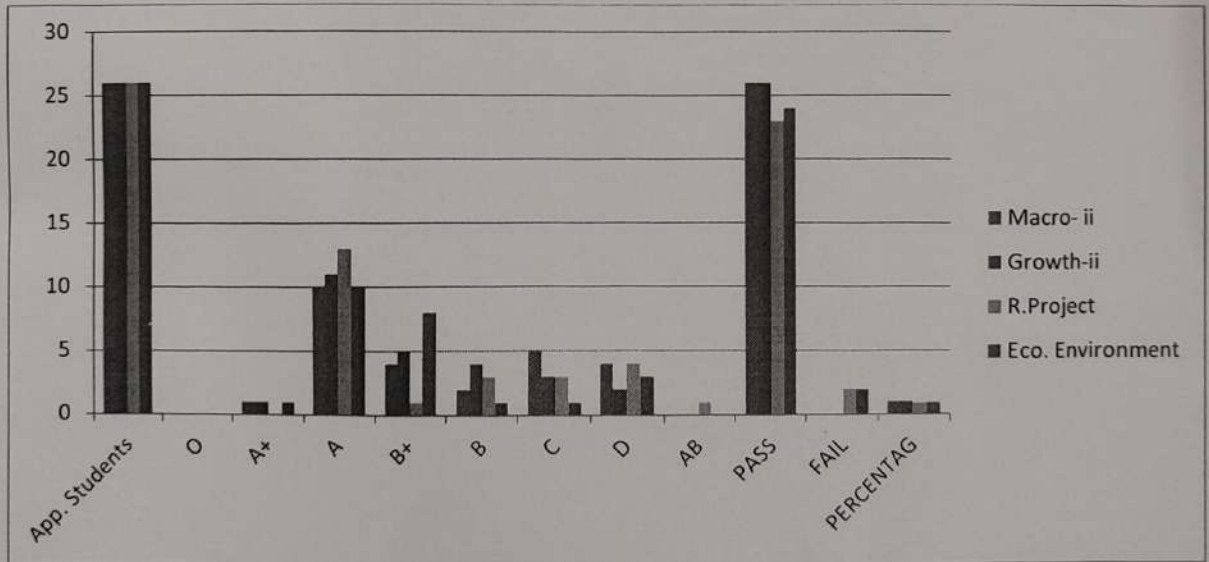
*(Handwritten signature)*

**GOKHALE EDUCATION SOCIETY'S**

**RNC ARTS, JDB COMMERCE AND NSC SCIENCE COLLEGE,  
NAHIK ROAD, NASHIK**

**DEPARTMENT OF ECONOMICS**

M.A. RESULT 2021-22 (ECONOMICS)													
M.A.-II, SEM-IV													
Sr.No.	SUBJECT	App. Students	O	A+	A	B+	B	C	D	AB	PASS	FAIL	PERCENTAG
1	42301	26		1	10	4	2	5	4		26		100%
2	42302	26		1	11	5	4	3	2		26		100%
3	42303	26			13	1	3	3	4	1	23	2	88.46%
4	42306	26		1	10	8	1	1	3		24	2	92.30%



**CO-ORDINATOR**

Dr. Anil P. Sawale

**HOD**

Dr. Krushna S. Shahane

*(Handwritten Signature)*

Gokhale Education Society's

R.N.C. Arts, J.D.B. Commerce and N.S.C. Science College, Nashik Road

## Department of Geography

T.Y.B.A. Result


Semester - V


Year: 2021-22


Sr. No.	Students Details	Geography Special Students			
		All Geo (35204)	G-III (35204)	S-III (35201)	S-IV (35203)
1	Total No. of Students	151	50	50	50
2	Total No. of Absent	04	Nil	02	07
3	First class with Distinction ( Above 70)	133	47	42	22
4	First class (60 to 69)	11	02	04	11
5	Higher Second class (55 to 59)	01	Nil	01	02
6	Second class ( 50 to 54)	02	01	Nil	01
7	Pass class (40 to 49)	Nil	Nil	Nil	07
8	Fail	Nil	Nil	01	Nil
9	% of passing	100	100	97.91	100

Total Average Result- General Subject: - 100 %

Total Average Result-Special Subject: - 99.30 %

  
Mr. Patil N.U.  
Subject Teacher (G-III)

  
Prof. Dr. Pathare A.R.  
Subject Teacher (S-III)

  
Dr. Borase S.J  
Subject Teacher (S-IV)

  
Prof. Dr. Pathare A.R.  
HOD

**Head**  
**Department of Geography,**  
RNC Arts, JDB Commerce & NSC Science College  
Nashik Road, Nashik - 422 002

Gokhale Education Society's  
R.N.C. Arts, J.D.B. Commerce and N.S.C. Science College, Nashik Road

## Department of Geography

T.Y.B.A. Result


Semester - VI


Year: 2021-22


Sr. No.	Students Details	Geography Special Students			
		All Geo (36204)	G-III (36204)	S-III (36201)	S-IV (36203)
1	Total No. of Students	162	52	52	52
2	Total No. of Absent	08	Nil	01	03
3	O (90 to 100)	02	02	02	17
4	A + (75 to 89)	40	23	12	09
5	A (60 to 74)	65	16	21	12
6	B+ (55 to 59)	14	03	06	02
7	B (50 to 54)	18	04	03	02
8	C (45 to 49)	05	01	06	02
9	D (40 to 44)	06	02	01	05
10	Fail	04	01	Nil	Nil
11	Total Passed	150	51	51	49
12	% of passing	97.40	98.07	100	100


Total Average Result- General Subject: - 100 %

Total Average Result-Special Subject: - 99.30 %

  
Mr. Patil N.U.  
Subject Teacher (G-III)

  
Prof. Dr. Pathare A.R.  
Subject Teacher (S-III)

  
Dr. Borase S.J  
Subject Teacher (S-IV)

  
Prof. Dr. Pathare A.R.  
HOD

**Head**  
**Department of Geography.**  
RNC Arts, JDB Commerce & NSC Science College  
Nashik Road - 422101

## G.E.SOCIETY'S

R.N.C. ARTS, J.D.B. COMMERCE &amp; N.S.C. SCIENCE COLLEGE, NASIK ROAD.

## DEPARTMENT OF HISTORY

## RESULT ANALYSIS

**B.A. / April/May-2021 EXAMINATION**

Paper No. with code	Distinction	First class	Second class	Pass class	Fail	Absent	Total Appeared	Total Pass	Result (%)
F.Y.B.A. (11171)	173	47	45	27	68	35	395	292	81.11
F.Y.B.A. H.O.C. (11251)	15	08	06	01	12	17	59	30	71.42
S.Y.B.A. (23171)	43	03	06	01	01	01	55	53	96.36
S.Y.B.A. (23172)	17	17	12	03	02	04	55	49	96.07
S.Y.B.A (23174)	101	36	09	00	07	24	177	146	95.42
S.Y.B.A. H.O.C. (23253)	00	02	00	00	00	04	06	02	100
T.Y.B.A. (35171)	49	04	00	00	00	03	56	53	100
T.Y.B.A. (35172)	47	03	02	00	01	03	56	52	98.11
T.Y.B.A. (35174)	112	07	03	01	01	08	132	123	99.20
T.Y.B.A H.O.C. (35253)	10	04	02	00	00	01	17	16	100

**Title of the paper**

- 1) F.Y.B.A. (11171) : EARLY INDIA : FROM PREHISTORY TO THE AGE OF MAURYAS
- 2) F.Y.B.A. H.O.C.(11251) : HISTORY OF CIVILIZATION : INDIAN CIVILIZATION & HERITAGE I
- 3) S.Y.B.A. (23171) : MEDIEVAL INDIA- SULTANATE PERIOD
- 4) S.Y.B.A.(23172) : GLIMPSES OF THE MODERN WORLD - PART 1
- 5) S.Y.B.A (23174) : HISTORY OF THE MARATHAS :(1630-1707)
- 6) S.Y.B.A. H.O.C. (23253) : CULTURAL HISTORY OF MAHARASHTRA AND HERITAGE
- 7) T.Y.B.A. (35171) : INTRODUCTION TO HISTORIOGRAPHY
- 8) T.Y.B.A.(35172) : MAHARASHTRA IN THE 19TH CENTURY
- 9) T.Y.B.A. (35174) : INDIAN NATIONAL MOVEMENT (1885-1947)
- 10) T.Y.B.A H.O.C. (35175) : WORLD CIVILIZATION AND HERITAGE PART –I

## G.E.SOCIETY'S

R.N.C. ARTS, J.D.B. COMMERCE &amp; N.S.C. SCIENCE COLLEGE, NASIK ROAD.

## DEPARTMENT OF HISTORY

## RESULT ANALYSIS

**B.A. / April/May-2021 EXAMINATION**

Paper No. with code	Distinction	First class	Second class	Pass class	Fail	Absent	Total Appeared	Total Pass	Result (%)
F.Y.B.A. (12171)	173	47	45	27	68	35	395	292	81.11
F.Y.B.A. H.O.C. (12251)	00	13	18	19	15	05	70	50	76.92
S.Y.B.A. (24171)	06	11	17	11	07	01	53	45	86.53
S.Y.B.A. (24172)	17	17	12	03	02	04	55	49	96.07
S.Y.B.A (24174)	11	12	27	63	37	12	162	113	75.33
S.Y.B.A. H.O.C. (24253)	00	02	00	00	00	04	06	02	100
T.Y.B.A. (36171)	10	14	16	13	05	01	59	53	91.37
T.Y.B.A. (36172)	13	13	17	12	03	01	59	55	98.11
T.Y.B.A. (36174)	02	38	41	47	14	03	145	128	90.14
T.Y.B.A H.O.C. (36175)	10	04	02	00	00	01	17	16	100

Title of the paper

- 1) F.Y.B.A (12171): EARLY INDIA :POST MAURYAN AGE TO THE RASHTRAKUTAS
- 2) F.Y.B.A. H.O.C (12251): HISTORY OF CIVILIZATION : INDIAN CIVILIZATION & HERITAGE II
- 3) S.Y.B.A(24171) : MEDIEVAL INDIA- MUGHAL PERIOD
- 4) S.Y.B.A(24172) : GLIMPSES OF THE MODERN WORLD - PART 2
- 5) S.Y.B.A (24174) : HISTORY OF THE MARATHAS :(1707-1818)
- 6) S.Y.B.A. H.O.C (24253) : CULTURAL HISTORY OF MAHARASHTRA AND HERITAGE
- 7) T.Y.B.A. (36171) : APPLIED HISTORY
- 8) T.Y.B.A.(36172): MAHARASHTRA IN THE 20TH CENTURY
- 9) T.Y.B.A. (36174) : INDIA AFTER INDEPENDENCE-(1947-1991)
- 10) T.Y.B.A H.O.C.(36175) : WORLD CIVILIZATION AND HERITAGE PART-I

G.E.SOCIETY'S

R.N.C. ARTS, J.D.B. COMMERCE & N.S.C. SCIENCE COLLEGE, NASIK ROAD.

DEPARTMENT OF HISTORY

RESULT ANALYSIS

M.A. 2021 EXAMINATION

S.R. No.	Name of The Class	No. of Students Appear	No. of Students Pass	No. of Students Fail	Percentage
1	M.A. II	13	11	02	84.61

**Title of the paper**

<b>Code</b>	<b>Subject Name</b>
M.A.(30092)	Introduction to Cyber Security III
M.A.(30094)	Skill Development I
M.A.(30095)	Introduction to Constitution
M.A.(32201)	Cultural History of Maharashtra
M.A.(32202)	Intellectual History of Modern World
M.A.(32203)	Economic History of Modern India
M.A.(32205)	East Asia : Japan (1853 – 2000)
M.A.(40092)	Introduction to Cyber Security IV
M.A.(40094)	Skill Development II
M.A.(42201)	Modern Maharashtra : History of Ideas
M.A.(42202)	Debates in Indian Historiography
M.A.(42203)	World After World War II (1945 – 2000)
M.A.(42204)	Ancient & Medieval Civilization of the World

G.E.SOCIETY'S

R.N.C. ARTS, J.D.B. COMMERCE & N.S.C. SCIENCE COLLEGE, NASIK ROAD.

DEPARTMENT OF BIOTECHNOLOGY

RESULT ANALYSIS

FY BSc. Biotechnology – Sem I

Oct/Nov -2021 EXAMINATION

Paper Code	Distinction (O,A+)	First Class (A)	Higher second class (B+)	Second Class (B)	Pass Class (C)	ATKT (D)	Fail (F)	Absent	Total Appeared	Total Pass	Result (%)
<b>BBt-101</b>	11	10	1	1	1	0	2	0	26	24	92.30
<b>BBt-102</b>	18	8	0	0	0	0	0	0	26	26	100
<b>BBt-103</b>	12	12	1	0	1	0	0	0	26	26	100
<b>BBt-104</b>	15	9	1	1	0	0	0	0	26	26	100
<b>BBt-105</b>	16	8	2	0	0	0	0	0	26	26	100
<b>BBt-106</b>	20	5	0	1	0	0	0	0	26	26	100
<b>BBt-107</b>	10	12	2	0	1	0	1	0	26	25	96.15
<b>BBt-108</b>	5	7	6	5	2	0	1	0	26	25	96.15
<b>BBt-109</b>	3	8	4	6	4	0	1	0	26	25	96.15
<b>BBt-110</b>	7	6	3	6	4	0	0	0	26	26	100
<b>BBt-111</b>	13	8	2	0	3	0	0	0	26	26	100
<b>BBt-112</b>	5	11	5	2	3	0	0	0	26	26	100

Title of the paper
BBt-101 Fundamentals of Chemistry-I
BBt-102 Fundamentals of Physics
BBt-103 Biochemistry I
BBt-104 Biophysics
BBt-105 Animal Sciences I
BBt-106 Plant Sciences I
BBt-107 Microbiology I
BBt-108 Biomathematics and Biostatistics-I
BBt-109 Practical In Chemistry and Biochemistry
BBt-110 Practical In Plant and Animal science
BBt-111 Practical In Microbiology & Biostatistics-I
BBt-112 Practical In Physics and Biophysics



G.E.SOCIETY'S

R.N.C. ARTS, J.D.B. COMMERCE & N.S.C. SCIENCE COLLEGE, NASIK ROAD.

DEPARTMENT OF BIOTECHNOLOGY

RESULT ANALYSIS

FY BSc. Biotechnology – Sem II

Apr/May -2021 EXAMINATION

Paper Code	Distinction (O,A+)	First Class (A)	Higher second class (B+)	Second Class (B)	Pass Class (C)	ATK T (D)	Fail (F)	Absent	Total Appeared	Total Pass	Result (%)
<b>BBt-101</b>	2	7	7	5	4	1	0	0	26	26	100
<b>BBt-102</b>	5	4	1	2	1	8	5	0	26	21	80.76
<b>BBt-103</b>	3	9	4	1	1	5	3	0	26	23	88.46
<b>BBt-104</b>	4	2	4	3	3	3	7	0	26	19	73.07
<b>BBt-105</b>	4	6	7	0	1	4	4	0	26	22	84.61
<b>BBt-106</b>	4	6	4	1	3	5	3	0	26	23	88.46
<b>BBt-107</b>	2	8	2	3	6	3	2	0	26	24	92.31
<b>BBt-108</b>	4	2	7	5	1	4	3	0	26	23	88.46
<b>BBt-109</b>	13	5	3	2	3	0	0	0	26	26	100
<b>BBt-110</b>	5	9	6	2	4	2	0	0	26	26	100
<b>BBt-111</b>	15	11	0	0	0	0	0	0	26	26	100
<b>BBt-112</b>	18	1	4	2	0	0	2	0	26	24	96.15

Title of the paper
BBt-201 Fundamentals of Chemistry-II
BBt-202 Biochemistry II
BBt-203 Bioinstrumentation
BBt-204 Animal Sciences II
BBt-205 Plant Sciences II
BBt-206 Microbiology II
BBt-207 Biomathematics Biostatistics II
BBt-208 Computer in Biology
BBt-209 Practical In Chemistry & Biochemistry II
BBt-210 Practical In Plant and Animal science II
BBt-211 Practical In Microbiology & Bioinstrumentation
BBt-212 Practical In Computer & Biostatistics

G.E.SOCIETY'S

R.N.C. ARTS, J.D.B. COMMERCE & N.S.C. SCIENCE COLLEGE, NASIK ROAD.

DEPARTMENT OF BIOTECHNOLOGY

RESULT ANALYSIS  
SY BSc. Biotechnology – Sem III

Oct/Nov -2021 EXAMINATION

Paper Code	Distinction (O,A+)	First Class (A)	Higher second class (B+)	Second Class (B)	Pass Class (C)	ATKT (D)	Fail (F)	Absent	Total Appeared	Total Pass	Result (%)
BBt-301	12	5	1	0	0	0	0	0	18	18	100
BBt-302	10	7	1	0	0	0	0	0	18	18	100
BBt-303	11	5	2	0	0	0	0	0	18	18	100
BBt-304	14	3	1	0	0	0	0	0	18	18	100
BBt-305	15	3	0	0	0	0	0	0	18	18	100
BBt-306	7	8	2	0	0	1	0	0	18	18	100
BBt-309	1	6	0	0	10	1	0	0	18	18	100
BBt-310	2	2	2	5	3	4	0	0	18	18	100
BBt-311	2	3	4	4	5	0	0	0	18	18	100

Title of the paper
BBt-301 Cell Biology I
BBt-302 Molecular Biology I
BBt-303 Genetics
BBt-304 Metabolism
BBt-305 Environmental Biotechnology
BBt-306 Bio Analytical Techniques
BBt-309 Practical in Cell Biology and Genetics
BBt-310 Practical in Bio analytical Techniques
BBt-311 Practical in Molecular Biology and Environmental Biotechnology

G.E.SOCIETY'S

R.N.C. ARTS, J.D.B. COMMERCE & N.S.C. SCIENCE COLLEGE, NASIK ROAD.

DEPARTMENT OF BIOTECHNOLOGY

RESULT ANALYSIS  
SY BSc. Biotechnology – Sem IV

Apr/May -2021 EXAMINATION

Paper Code	Distinction (O,A+)	First Class (A)	Higher second class (B+)	Second Class (B)	Pass Class (C)	ATKT (D)	Fail (F)	Absent	Total Appeared	Total Pass	Result (%)
BBt-401	1	1	4	3	2	3	4	0	18	14	77.78
BBt-402	1	2	0	0	1	7	7	0	18	11	61.11
BBt-403	1	1	1	1	4	3	7	0	18	11	61.11
BBt-404	0	1	1	0	6	3	7	0	18	11	61.11
BBt-405	0	2	1	3	5	1	6	0	18	12	66.67
BBt-406	2	6	5	0	2	2	1	0	18	17	94.44
BBt-409	12	1	0	0	0	0	5	0	18	13	72.2
BBt-410	2	1	2	2	0	0	5	0	18	13	72.2
BBt-411	3	5	3	2	0	0	5	0	18	13	72.2

Title of the paper
BBt-401 Cell Biology II
BBt-402 Molecular Biology II
BBt-403 Immunology
BBt-404 Animal Development
BBt-405 Plant Development
BBt-406 Microbial Biotechnology
BBt-409 Practical in Molecular Biology and Microbial Biotechnology
BBt-410 Practical in Animal and Plant Development
BBt-411 Practical in Cell biology and immunology

R.N.C. ARTS, J.D.B. COMMERCE & N.S.C. SCIENCE COLLEGE, NASIK ROAD.

DEPARTMENT OF BIOTECHNOLOGY

RESULT ANALYSIS  
TY BSc. Biotechnology – Sem VI

Apr/May -2021 EXAMINATION

Paper Code	Distinction (O,A+)	First Class (A)	Higher second class (B+)	Second Class (B)	Pass Class (C)	ATKT (D)	Fail (F)	Absent	Total Appeared	Total Pass	Result (%)
BBt-601	8	9	2	1	2	0	0	0	21	21	100
BBt-602	7	7	5	0	0	2	0	0	21	21	100
BBt-603	8	7	3	0	2	0	0	0	21	21	100
BBt-604	4	13	4	0	0	0	0	0	21	21	100
BBt-605	5	7	5	1	3	0	0	0	21	21	100
BBt-606	2	6	7	5	1	0	0	0	21	21	100
BBt-607	21	0	0	0	0	0	0	0	21	21	100
BBt-608	21	0	0	0	0	0	0	0	21	21	100
BBt-609	9	10	2	0	0	0	0	0	21	21	100
BBt-610	12	6	3	0	0	0	0	0	21	21	100
BBt-611	21	0	0	0	0	0	0	0	21	21	100

Title of the paper
BBt-601 Enzyme and Enzyme Technology
BBt-602 Agriculture Biotechnology
BBt-603 Applied Biotechnology II
BBt-604 Food and Pharmaceutical Biotechnology
BBt-605 Bioinformatics
BBt-606 Bio safety and Bioethics and IPR
BBt-607 & 608 SEC – III & SEC – IV : Project
BBt-609 Practical in Enzyme Technology
BBt-610 Practical in Agriculture Biotechnology and Bioinformatics
BBt-611 Practical in Food and Pharmaceutical Biotechnology

G.E.SOCIETY'S

R.N.C. ARTS, J.D.B. COMMERCE & N.S.C. SCIENCE COLLEGE, NASIK ROAD.

DEPARTMENT OF BIOTECHNOLOGY

RESULT ANALYSIS  
TY BSc. Biotechnology – Sem V

Oct/Nov -2021 EXAMINATION

Paper Code	Distinction (O,A+)	First Class (A)	Higher second class (B+)	Second Class (B)	Pass Class (C)	ATKT (D)	Fail (F)	Absent	Total Appeared	Total Pass	Result (%)
BBt-501	18	2	0	0	1	0	0	0	21	21	100
BBt-502	16	4	0	1	0	0	0	0	21	21	100
BBt-503	9	11	0	0	1	0	0	0	21	21	100
BBt-504	9	11	0	0	0	1	0	0	21	21	100
BBt-505	16	4	0	0	0	1	0	0	21	21	100
BBt-506	19	1	1	0	0	0	0	0	21	21	100
BBt-507	12	8	0	0	1	0	0	0	21	21	100
BBt-508	13	7	2	0	0	0	1	0	21	20	95.25
BBt-509	20	0	1	0	0	0	0	0	21	21	100
BBt-510	7	10	2	2	1	0	0	0	21	21	100
BBt-511	6	6	3	3	5	0	0	0	21	21	100

Title of the paper
BBt-501 Industrial Microbiology
BBt-502 R- DNA technology
BBt-503 Plant Tissue Culture
BBt-504 Animal Tissue Culture
BBt-505 Applied biotechnology I
BBt-506 Biodiversity and Systematics
BBt-507 SEC – I : Summer Industrial Internship / Review writing/ Start up Design or Case study Report
BBt-508 SEC – II : Project formulation and presentation
BBt-509 Practical in Industrial Microbiology
BBt-510 Practical in Plant Tissue Culture and Animal Tissue Culture
BBt-511 Practical in R- DNA technology and Biodiversity



G.E.SOCIETY'S

R.N.C. ARTS, J.D.B. COMMERCE & N.S.C. SCIENCE COLLEGE, NASIK ROAD.

DEPARTMENT OF COST AND WORKS ACCOUNTING

RESULT ANALYSIS


B.Com. (Sem.-III, V) Oct./Nov.-2021 EXAMINATION

Paper No. with code	Distinction	First class	Second class	Pass class	Fail	Absent	Total Appeared	Total Pass	Result (%)
Paper-I (236 E )	97.93% (95)	2.06% (02)	NIL	NIL	NIL	NIL	97	97	100 %
Paper-II (355 E )	90.78% (69)	9.22% (07)	NIL	NIL	NIL	NIL	76	76	100%
Paper-III (356 E )	100% (76)	NIL	NIL	NIL	NIL	NIL	76	76	100%

(Note: Figures in the bracket shows number of students)

Title of the paper

1. Paper I (236 E Basics of Cost Accounting)
2. Paper II (355 E Overhead and Accounting for Overheads)
3. Paper III (356 E Techniques of Cost Accounting)

  
**Dr. Vidyullata R. Hande**  
Head & Research Guide  
Research Center in Commerce,  
R.N.C.Arts, J.D.B.Commerce &  
N.S.C. Science College,  
Nasik-Road-422101, Nasik.

G.E.SOCIETY'S

R.N.C. ARTS, J.D.B. COMMERCE & N.S.C. SCIENCE COLLEGE, NASIK ROAD.

DEPARTMENT OF COST AND WORKS ACCOUNTING

RESULT ANALYSIS

B.Com. (Sem.-IV, VI) April/May-2021 EXAMINATION

Paper No. with code	Distinction	First class	Second class	Pass class	Fail	Absent	Total Appeared	Total Pass	Result (%)
Paper-I (246 E )	73.19% (71)	18.55% (18)	1.03% (01)	6.18% (06)	1.03% (01)	NIL	97	96	98.97%
Paper-II (365 E )	100% (76)	NIL	NIL	NIL	NIL	NIL	76	76	100%
Paper-III ( 366 E)	94.7% (72)	3.09% (03)	1.03% (01)	NIL	NIL	NIL	76	76	100%

(Note: Figures in the bracket shows number of students)

Title of the paper:

1. Paper I (246 E Cost and Works Accounting II)
2. Paper II (365 E Cost and Works Accounting Paper II – Methods of Costing)
3. Paper III ( 366 E Techniques of Cost Accounting and Cost Audit)

*Handwritten signature*

**Dr. Vidyullata R. Hande**  
Head & Research Guide  
Research Center in Commerce,  
R.N.C.Arts, J.D.B. Commerce &  
N.S.C. Science College,  
Nasik-Road-422101, Nasik.



## DEPARTMENT OF ENGLISH

(Academic Year 2021-22)

## POST GRADUATE RESULT

[MA ENGLISH]

## MA PART I (SEMESTER-II)

Sr. No.	Subject	Total No. of Stud.	Total No. of Ab. Stud.	O (100-90)	A+ (89-75)	A (74-60)	B+ (59-55)	B (54-50)	C (49-45)	D (44-40)	Total Passed	Total Fail	Percentage (%)
1	English Literature From 1550 to 1798 [20601]	05	Nil	Nil	Nil	05	Nil	Nil	Nil	Nil	05	Nil	100 %
2	English Literature From 1798 to Present [20602]	05	Nil	Nil	Nil	04	Nil	Nil	01	Nil	05	Nil	100 %
3	Contemporary Studies in English Language [20603]	05	Nil	Nil	Nil	03	01	Nil	Nil	01	05	Nil	100 %
4	Literary Criticism and Theory [20604]	05	Nil	Nil	Nil	01	01	02	Nil	01	05	Nil	100 %

## MA PART-I Top 3 Students

1. SATHE RUTUJA SANJAY- 276/400 [69 %]
2. HIWARE KARUNA RAJESH- 256/400 [64 %]  
GANGURDE NISHANT ANAND- 256/400 [64 %]
3. TUNGAR PRIYANKA VISHWANATH- 252/400 [63 %]



Prof. (Dr.) G. S. Baviskar

Head

Department of English  
R.N.C. Arts, J.D.B. Commerce and  
N.S.C. Science College,  
Nashik Road-422 101

**DEPARTMENT OF ENGLISH**  
(Academic Year 2021-22)  
**POST GRADUATE RESULT**  
[MA ENGLISH]

**MA PART II (SEMESTER-IV)**

Sr. No.	Subject	Total No. of Stud.	Total No. of Ab. Stud.	O (100-90)	A+ (89-75)	A (74-60)	B+ (59-55)	B (54-50)	C (49-45)	D (44-40)	Total Passed	Total Fail	Percentage (%)
1	Indian Writing in English [40601]	12	Nil	Nil	01	11	Nil	Nil	Nil	Nil	12	Nil	100 %
2	Applied Linguistics [40602]	12	Nil	Nil	01	07	03	01	Nil	Nil	12	Nil	100 %
3	American Literature [40606]	12	Nil	Nil	Nil	06	03	03	Nil	Nil	12	Nil	100 %
4	World Literature in English [40608]	12	Nil	Nil	Nil	12	Nil	Nil	Nil	Nil	12	Nil	100 %

**MA ENGLISH FINAL GRADES**

Sr. No.	Class	Total No. of Stud.	O (100-90)	A+ (89-75)	A (74-60)	B+ (59-55)	B (54-50)	C (49-45)	D (44-40)	Total Passed	Total Fail	Passing Percentage (%)
1	MA ENGLISH (2020-22)	12	Nil	09	03	Nil	Nil	Nil	Nil	12	Nil	100 %

**MA English Top 3 Students [Batch 2022-22]**

1. ANU PAVITHRAN- 1336/1600 [83.50 %]
2. BAGUL SHUBHAM RAVINDRA- 1274/1600 [79.63 %]
3. SONAWANE KHUSHBOO RAJENDRA- 1268/1600 [79.25 %]

  
**Prof. (Dr.) G. S. Baviskar**  
Head

**Result analysis of the academic year 2021-22**  
**DEPARTMENT OF ACCOUNTANCY- UNDER GRADUATE PROGRAMME- TY BCOM**

Subject Code	352	362	354	364
Semester	V	VI	V	VI
PARTICULARS	ADVANCED ACCOUNTING I	ADVANCED ACCOUNTING II	AUDITING I	TAXATION II
O = OUTSTANDING	210	21	16	2
A+ = FIRST CLASS WITH DISTINCTION	180	136	180	62
A= FIRST CLASS	76	185	240	190
B+ = HIGHER SECOND CLASS	6	28	40	96
B = LOWER SECOND CLASS	7	42	12	49
C = HIGHER PASS CLASS	5	34	4	38
D= LOWER PASS CLASS	4	35	4	49
F = FAIL	15	22	7	17
total	503	503	503	503

As directed the result analysis is only of TY BCOM

*Rubogone*  
*Rohit Ragona*  
 Dept. of Accountancy.

Gokhale Education Society's

R.N.C. Arts, J.D.B. Commerce and N.S.C. Science College, Nashik Road

## Department of Marathi

### T.Y.B.A. Result

Semester -V

Year: 2021-22

Sr.No.	Students Details	No of Students
1	Total No. of Students	18
2	Total No. of Absent	00
3	outstanding( Above90)	00
4	First class with Distinction (75 to 89)	01
5	First class (60 to 74)	00
6	Higher Second class (55 to 59)	01
7	Second class ( 50 to 54)	01
8	Pass class (40 to 49)	05
9	Fail	10
10	% of passing	55.55%



**Dr. Vijaya Dhaneshwar.**

HOD

**मराठी विभाग प्रमुख**

आर.एन.सी. आर्ट्स, जे.डी.बी. कॉमर्स  
अॅण्ड एन.एस.सी. सायन्स कॉलेज, ना.रोड

Gokhale Education Society's

R.N.C. Arts, J.D.B. Commerce and N.S.C. Science College, Nashik Road

## Department of Marathi

### T.Y.B.A. Result

#### Semester -VI

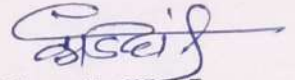
विषय:(मध्ययुगीन मराठी वाङमयाचा स्थूल इतिहास -इ. स.१६०१ते इ.स.१८१७)

Subject Code:36021

Year: 2021-22

Sr.No.	Students Details	S-3
1	Total No. of Students	17
2	Total No. of Absent	00
3	outstanding( Above90)	00
4	First class with Distinction (75 to 89)	00
5	First class (60 to 74)	00
6	Higher Second class (55 to 59)	01
7	Second class ( 50 to 54)	00
8	Pass class (40 to 49)	07
9	Fail	09
10	% of passing	53 %

Asst.prof.U.S.Patil  
Subject Teacher

  
Prof.Lokhande K.M.

HOD विभाग प्रमुख

आर.एन.सी. आर्ट्स, जे.डी.बी. कॉमर्स  
अॅण्ड एन.एस.सी. सायन्स कॉलेज, ना.रोड

Gokhale Education Society's

R.N.C. Arts, J.D.B. Commerce and N.S.C. Science College, Nashik Road

## Department of Marathi

### M.A.-I Result, Semester -II

Subject : मराठी साहित्याचा इतिहास


Subject Code: 20402


Year: 2021-22

Sr. No.	Students Details	Numbers
1	Total No. of Students	16
2	Total No. of Absent	03
3	First class with Distinction ( Above 70)	05
4	First class (60 to 69)	03
5	Higher Second class (55 to 59)	02
6	Second class ( 50 to 54)	03
7	Pass class (40 to 49)	Nil
8	Fail	03
9	<b>% of passing</b>	<b>81.25%</b>

Rank holder Students –

1	राठोड मुस्कान सुधीर	८०.००%
२.	पगारे शोभा भाऊसाहेब	७८.००%
३.	जाधव अनिता उमाकांत	७३.००%

  
Asst. Prof R.B. Bagul  
Subject Teacher

  
Prof. Dr. K.M. Lokhande  
HOD

Gokhale Education Society's

R.N.C. Arts, J.D.B. Commerce and N.S.C. Science College, Nashik Road

## Department of Marathi

### M.A.-I Result, Semester -I

Subject: मराठी साहित्याचा इतिहास


Subject Code: 10402

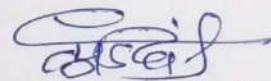
Year: 2021-22

Sr. No.	Students Details	Numbers
1	Total No. of Students	16
2	Total No. of Absent	00
3	First class with Distinction ( Above 70)	09
4	First class (60 to 69)	05
5	Higher Second class (55 to 59)	Nil
6	Second class ( 50 to 54)	01
7	Pass class (40 to 49)	01
8	Fail	Nil
9	<b>% of passing</b>	<b>100</b>

Rank holder Students –

1	वाबळे क्रांती शेखर	८०.०० %
२.	राठोड मुस्कान सुधीर	७७.००%
३.	पाटील समृद्धी दिगंबर	७७.००%

  
Asst. Prof R.B. Bagul  
Subject Teacher

  
Prof. Dr. K.M. Lokhande  
HOD

*G.E. SOTHEY'S*

**RNC ARTS, JDB COMMERCE & NSC SCIENCE COLLEGE, NASHIK ROAD.**


**Result Analysis of T. Y. B. Sc. MATHEMATICS (2021-22)**

**Semester V**

Subject Code	Subject Name	Total Students	Appeared Students	Passed Students	Failed Students	% of Passing
MT351:35111	Metric Spaces	07	07	06	01	85.71
MT352:35112	Real Analysis I	07	07	07	00	100
MT353:35113	Group Theory	07	07	06	01	85.71
MT354:35114	Ordinary Differential Eq.	07	07	07	00	100
MT355A:35115A	Operations Research	07	07	07	00	100
MT356A:35116A	Machine Learning-I	07	07	07	00	100
MT357:35117	Practical Course Lab-I	07	07	07	00	100
MT358:35118	Practical Course Lab-II	07	07	07	00	100
MT359:35119	Practical Course Lab-III	07	07	07	00	100
MT3510:351110	Programming in Python -I	07	07	07	00	100
MT3511:351111	LateX for Scientific Writing	07	07	07	00	100
Overall Result		07	07	07	05	02

**Semester VI**

Subject Code	Subject Name	Total Students	Appeared Students	Passed Students	Failed Students	% of Passing
MT361:36111	Complex Analysis	07	07	06	01	85.71
MT362:36112	Real Analysis II	07	07	06	01	85.71
MT363:36113	Ring Theory	07	07	06	01	85.71
MT364:36114	Partial Differential Eq.	07	07	06	01	85.71
MT365A:36115A	Operations Research	07	07	07	00	100
MT366A:36116A	Machine Learning-II	07	07	07	00	100
MT367:36117	Practical Course Lab-I	07	07	07	00	100
MT368:36118	Practical Course Lab-II	07	07	07	00	100
MT369:36119	Practical Course Lab-III	07	07	07	00	100
MT3610:361110	Programming in Python -II	07	07	07	00	100
MT3611:361111	Mathematics into LateX	07	07	07	00	100
Overall Result		07	07	05	02	71.43



Asso. Prof. B. B. Divate  
Head, Dept. of Mathematics